

# Product Data Sheet



## 132X570

Replace "X" with 1, 2 or 3 for number of poles

### Distribution Power Block

175 Amps, 600 Volts (AC/DC)



#### Wire Range:

Line side: (1) 2/0 - #14 AWG

Load Side: (4) #4 - #14 AWG

See tables below for SCCR wire ranges, flexible stranded and multiple wire approvals.

Insulator base adders and 1 pole product can be snapped together through integral dovetails to create variable pole power blocks.

7.5 x 35 mm din rail or panel mountable

#### Electrical Ratings:

- 175A copper wire, 135A aluminum wire (Based on NEC Table 310-16, 75°C columns)
- 600 Volts AC/DC (UL 1059 Class C, User Group - General Industrial)
- Factory and Field Wiring

#### Short Circuit Current Ratings (Copper wire only):

Suitable (kcmil/AWG)		Overcurrent Protection Fuse Required Class/Max Amp Rating						SCCR, RMS SYM Amps	Volts Max
Line	Load	J	T	RK1	RK5	G	CC		
2/0 - 6	4 - 14	200	200	200	100	60	30	100,000	600

#### Mechanical Ratings:

- Maximum insulator base temperature: 125°C (257°F) UL RTI
- Storage and transportation temperature range: -35°C to 110°C (-31°F to 230°F)
- Flammability rating of insulator base: UL 94 V-0
- \* Use outside these ratings needs to be judged in the end-use application.

**Materials:**

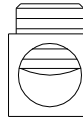
- Connector: High conductivity aluminum, tin plated
- Insulator base: glass filled polycarbonate (thermoplastic)
- Terminal set screws: Steel, nickel plated and Aluminum, tin plated
- Connector mounting screw: Steel, zinc plated

**Agency Approvals:**

- UL Recognized, UL 1059 Terminal Block Standard, File No. XCFR2.E62806
- CSA Certified, CSA C22.2 No. 158, File No. LR19766 (Wire Classes B & C only)
- CE compliant to IEC 60947-7-1
- RoHS Compliant

**Wire Approvals:**

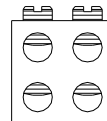
**Line Side Wire Approvals:**



		Copper Wire Stranding Classes - Number of Strands						
Wire Size	Torque	Solid	Class B	Class C	Class G	Class H	Class I	Class K
2/0 AWG	120 in. lbs		19	37				
1/0	120 in. lbs		19	37				
1	120 in. lbs		19	37	~ 133	~ 259	~ 210	~ 836
2	120 in. lbs		7	19	~ 49	~ 133	~ 161	~ 665
4	120 in. lbs		7	19	~ 49	~ 133	~ 105	~ 420
6	120 in. lbs		7	19	~ 49	~ 133	~ 63	~ 266
8	40 in. lbs		7	19	~ 49	~ 133	~ 41	~ 168
10	35 in. lbs	1	7	19			~ 27	~ 104
12	35 in. lbs	1	7	19			~ 19	~ 65
14	35 in. lbs	1	7	19			~ 19	~ 41

~Quantity of strands for Classes G, H, I, K may vary by manufacturer.

Aluminum stranded wire range: 2/0 – #6 AWG



**Load Side Wire Approvals:**

		Copper Wire Stranding Classes - Number of Strands						
Wire Size	Torque	Solid	Class B	Class C	Class G	Class H	Class I	Class K
4 AWG	35 in. lbs		7	19				
6	35 in. lbs		7	19	~ 49	~ 133	~ 63	~ 266
8	35 in. lbs		7	19	~ 49	~ 133	~ 41	~ 168
10	35 in. lbs	1	(1-2)* 7	(1-2)* 19			(1-2)* ~ 27	(1-2)* ~ 104
12	35 in. lbs	1	(1-4)* 7	(1-4)* 19			(1-2)* ~ 19	(1-2)* ~ 65
14	35 in. lbs	1	(1-4)* 7	(1-4)* 19			(1-2)* ~ 19	(1-2)* ~ 41

~ Quantity of strands for Classes G, H, I, K may vary by manufacturer.

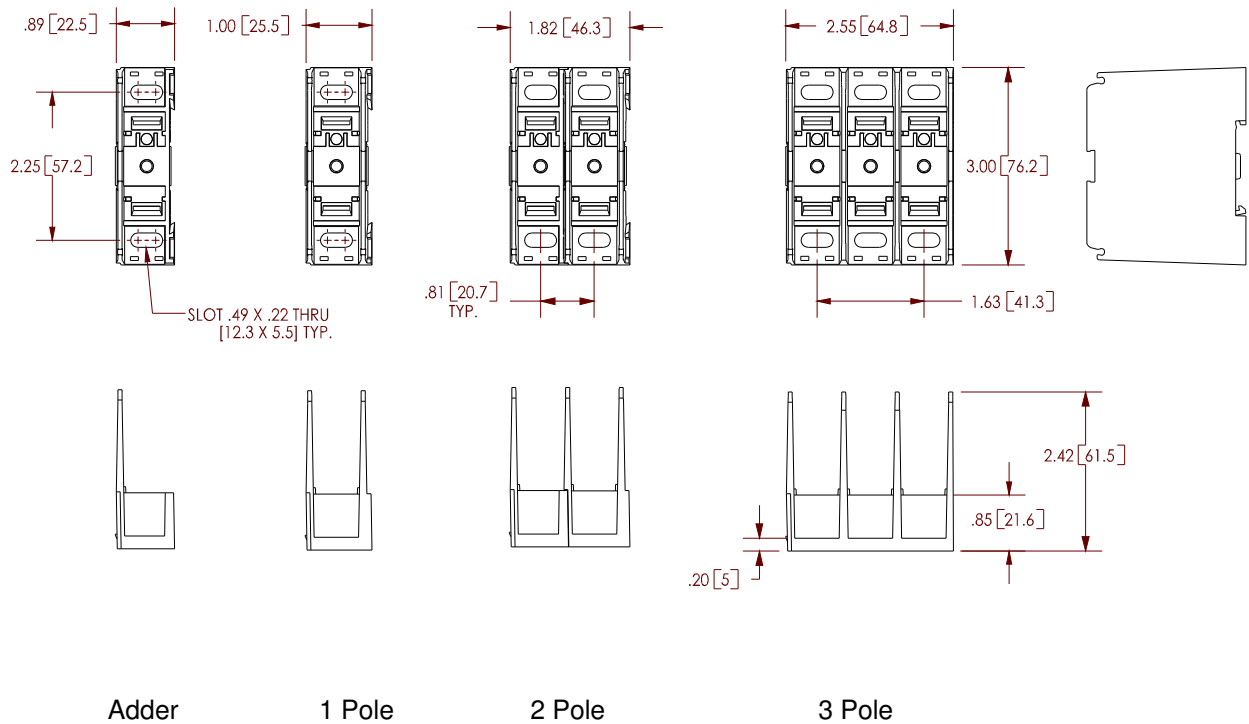
\* Multiple conductor approvals for **LOAD** side only. (copper wire only)

Aluminum stranded wire range: #4 – #6 AWG

- Wire strip length, line side tap – 3/4”
- Wire strip length, load side tap, top row – 3/8”, middle row - 3/4”, bottom row – 7/8”
- Hex keys required : line side – 5/16” , load side - slotted
- Panel mountable: #10 fastener, torque to 25-30 in. lbs.

**Accessories:**

- End bracket for din rail mounting: MSK35
- Snap-on hinged covers: CH 132X (Replace “X” with 1, 2 or 3 for number of poles)
- UL recognized, glass filled polycarbonate (thermoplastic).125 °C (UL RTI), UL 94 V-0
- Marker Strips. Printing available. Consult factory.
- Din Rail (35 x 7.5 mm, 2 m long, slotted): MN35-2



[WWW.MARATHONSP.COM](http://WWW.MARATHONSP.COM)

1-419-352-8441

PDS 0020 REV A 9/13/07