

Product Data Sheet



133X555

Replace "X" with 1, 2 or 3 for number of poles

Power Distribution Block 350 Amps, 600 Volts (AC/DC)

See tables below for SCCR wire ranges, flexible stranded and multiple wire approvals.

7.5 x 35 mm din rail or panel mountable

Wire Range:

Line side: (2) 2/0 - #14 AWG

Load Side: (6) 4 - #14 AWG

Electrical Ratings:

- 350A Copper wire, 270A Aluminum wire (Based on NEC Table 310-16, 75°C columns)
- 600 Volts AC/DC (UL 1059 Class C, User Group - General Industrial)
- Factory and Field Wiring

Short Circuit Current Ratings (Copper wire only):

Suitable Conductors (kcmil/AWG)		Overcurrent Protection Fuse Required Class/Max Amp Rating						SCCR, RMS SYM Amps	Volts Max
Line	Load	J	T	RK1	RK5	G	CC		
2/0 - 2	4 - 8	400	400	400	100	60	30	100,000	600
4 - 6	10 - 14	200	200	200	100	60	30	100,000	600

Mechanical Ratings:

- Maximum insulator base temperature: 125°C (257°F) UL RT1
- Storage and transportation temperature range: -35°C to 110°C (-31°F to 230°F)
- Flammability rating of insulator base: UL 94 V-0
- * Use outside these ratings needs to be judged in the end-use application.

Materials:

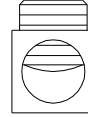
- Connector: Copper, tin plated
- Insulator base: glass filled polycarbonate (thermoplastic)
- Terminal set screws: Steel, nickel plated and Aluminum, tin plated
- Connector mounting screws: Steel, zinc plated



Agency Approvals:

- UL Recognized, UL 1059 Terminal Block Standard, File No. XCFR2.E62806
- CSA Certified, CSA C22.2 No. 158, File No. LR19766 (Wire Classes B & C only)
- CE compliant to IEC 60947-7-1
- RoHS Compliant

Wire Approvals:

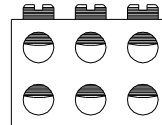


Line Side Wire Approvals:

		Copper Wire Stranding Classes - Number of Strands						
Wire Size	Torque	Solid	Class B	Class C	Class G	Class H	Class I	Class K
2/0 AWG	120 in. lbs		19	37				
1/0	120 in. lbs		19	37				
1	120 in. lbs		19	37	~ 133	~ 259	~ 210	~ 836
2	120 in. lbs		7	19	~ 49	~ 133	~ 161	~ 665
4	120 in. lbs		7	19	~ 49	~ 133	~ 105	~ 420
6	120 in. lbs		7	19	~ 49	~ 133	~ 63	~ 266
8	40 in. lbs		7	19	~ 49	~ 133	~ 41	~ 168
10	35 in. lbs	1	7	19			~ 27	~ 104
12	35 in. lbs	1	7	19			~ 19	~ 65
14	35 in. lbs	1	7	19			~ 19	~ 41

~Quantity of strands for Classes G, H, I, K may vary by manufacturer.

Aluminum Wire Range: 2/0 – #6 stranded



Load Side Wire Approvals:

		Copper Wire Stranding Classes - Number of Strands						
Wire Size	Torque	Solid	Class B	Class C	Class G	Class H	Class I	Class K
4 AWG	35 in. lbs		7	19				
6	35 in. lbs		7	19	~ 49	~ 133	~ 63	~ 266
8	35 in. lbs		7	19	~ 49	~ 133	~ 41	~ 168
10	35 in. lbs	1	(1-2)* 7	(1-2)* 19			(1-2)* ~ 27	(1-2)* ~ 104
12	35 in. lbs	1	(1-4)* 7	(1-4)* 19			(1-2)* ~ 19	(1-2)* ~ 65
14	35 in. lbs	1	(1-4)* 7	(1-4)* 19			(1-2)* ~ 19	(1-2)* ~ 41

~Quantity of strands for Classes G, H, I, K may vary by manufacturer.

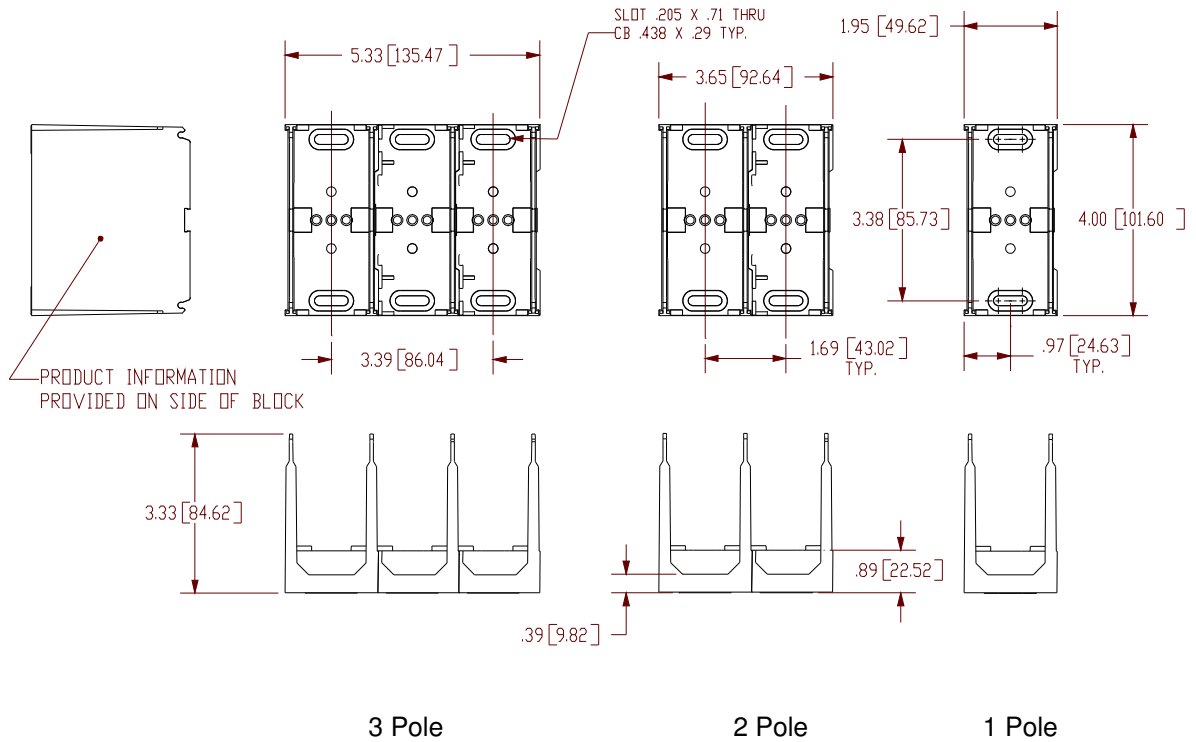
*Multiple conductor approvals for **LOAD** side only. (copper wire only)

Aluminum Wire Range: #4 – #8 stranded

- Wire strip length, line side tap – 11/16”
- Wire strip length, load side, top row tap – 3/8”, bottom row tap - 3/4 “
- Hex keys required : line side – 5/16”, load side – 1/8”
- Panel mountable: #10 fastener, torque to 25-30 in. lbs.

Accessories:

- Snap-on hinged covers: CH 133X (Replace "X" with 1, 2 or 3 for number of poles) UL recognized, glass filled polycarbonate (thermoplastic).125 °C (UL RTI), UL 94 V-0.
- Marker Strips. Printing available. Consult factory.



WWW.MARATHONSP.COM
1-419-352-8441