

Product Data Sheet



133X953 CH

Replace "X" with 1, 2 or 3 for number of poles

Power Distribution Block
380 Amps, 600 Volts (AC/DC)

See tables below for SCCR wire ranges, flexible stranded and multiple wire approvals.



Wire Range:

Line side: (1) 500kcmil - #4 AWG

Load Side: (6) #2 - #14 AWG

Electrical Ratings:

- 380A Copper wire (Based on NEC Table 310-16, 75°C columns)
- 600 Volts AC/DC (UL 1059 Class C, User Group - General Industrial)
- Factory and Field Wiring

Short Circuit Current Ratings (Copper wire only):

Suitable Conductors (kcmil/AWG)		Overcurrent Protection Fuse Required Class/Max Amp Rating						SCCR, RMS SYM Amps	Volts Max
Line	Load	J	T	RK1	RK5	G	CC		
500 - 3/0	2 - 10	600	600	600				50,000	600
500 - 3/0	2 - 10	400	400	400	200	60	30	100,000	600
2/0 - 4	2 - 14	200	200	200	100	60	30	100,000	600

Mechanical Ratings:

- Maximum insulator base and cover temperature: 125°C (257°F) UL RTI
- Storage and transportation temperature range: -35°C to 110°C (-31°F to 230°F)
- Flammability rating of insulator base and cover: UL 94 V-0

* Use outside these ratings needs to be judged in the end-use application.

Materials:

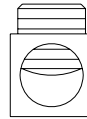
- Connector: Copper, tin plated
- Insulator base: glass filled polycarbonate (thermoplastic)
- Terminal set screws: Aluminum, tin plated and Steel, nickel plated
- Connector mounting screw: Steel, zinc plated

- Hinged cover: glass filled polycarbonate (thermoplastic)

Agency Approvals:

- UL Recognized, UL 1059 Terminal Block Standard, File No. XCFR2.E62806
- CSA Certified, CSA C22.2 No. 158, File No. LR19766 (Wire Classes B & C only)
- CE compliant to IEC 60947-7-1
- RoHS Compliant

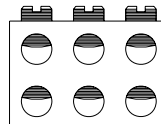
Wire Approvals:



Line Side Wire Approvals:

		Copper Wire Stranding Classes - Number of Strands						
Wire Size	Torque	Solid	Class B	Class C	Class G	Class H	Class I	Class K
500 kcmil	375 in. lbs		37	61				
400	375 in. lbs		37	61	~ 259	~ 427	~ 980	
350	375 in. lbs		37	61	~ 259	~ 427	~ 882	~ 3458
300	375 in. lbs		37	61	~ 259	~ 427	~ 735	~ 2989
250	375 in. lbs		37	61	~ 259	~ 427	~ 637	~ 2499
4/0	375 in. lbs		19	37	~ 133	~ 259	~ 532	~ 2107
3/0	375 in. lbs		19	37	~ 133	~ 259	~ 418	~ 1666
2/0	375 in. lbs		19	37	~ 133	~ 259	~ 342	~ 1323
1/0	375 in. lbs		19	37	~ 133	~ 259	~ 266	~ 1064
1	375 in. lbs		19	37	~ 133	~ 259	~ 210	~ 836
2	375 in. lbs		7	19	~ 49	~ 133	~ 161	~ 665
4	375 in. lbs		7	19				

~Quantity of strands for Classes G, H, I, K may vary by manufacturer.



Load Side Wire Approvals:

		Copper Wire Stranding Classes - Number of Strands						
Wire Size	Torque	Solid	Class B	Class C	Class G	Class H	Class I	Class K
2 AWG	50 in. lbs		7	19				
4	45 in. lbs		7	19	~ 49	~ 133	~ 105	~ 420
6	45 in. lbs		7	19	~ 49	~ 133	~ 63	~ 266
8	40 in. lbs		(1-2)* 7	(1-2)* 19	~ 49	~ 133	(1-2)* ~ 41	(1-2)* ~ 168
10	35 in. lbs	1	(1-2)* 7	(1-2)* 19			(1-2)* ~ 27	(1-2)* ~ 104
12	35 in. lbs	1	(1-4)* 7	(1-4)* 19			(1-2)* ~ 19	(1-2)* ~ 65
14	35 in. lbs	1	(1-4)* 7	(1-4)* 19			(1-2)* ~ 19	(1-2)* ~ 41

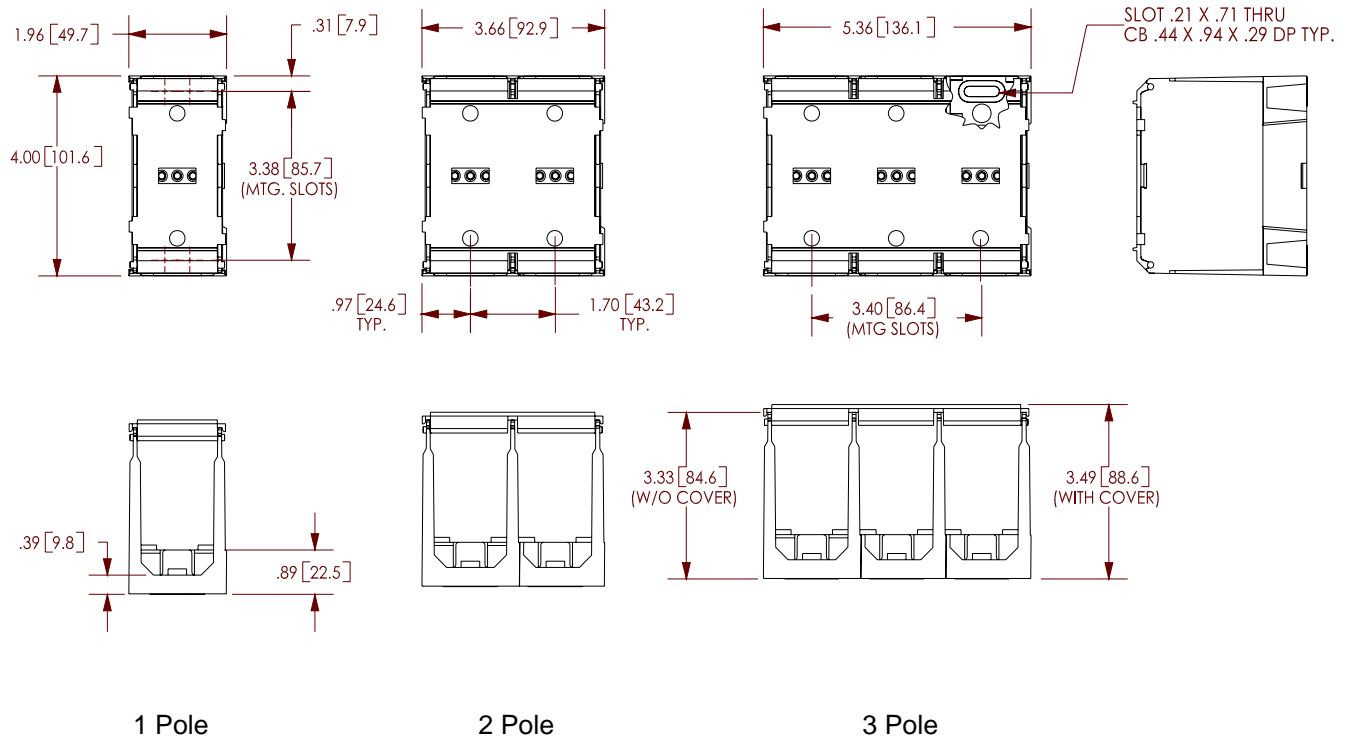
~Quantity of strands for Classes G, H, I, K may vary by manufacturer.

*Multiple conductor approvals for **LOAD** side only. (copper wire only)

- Wire strip length, line side tap – 1 1/8"
- Wire strip length, load side, top row tap – 5/8", bottom row tap – 1.0 "
- Hex keys required: line side - 3/8", load side – 5/32"
- Panel mountable: #10 fastener, torque to 25-30 in. lbs.

Accessories:

- Marker Strips. Printing available. Consult factory.



WWW.MARATHONSP.COM
1-419-352-8441

PDS 0118 REV B 4/23/09