


Power Distribution Block

134x955

Replace "x" with 1, 2, or 3 for number of poles



Wire Range

- Line: (2) 2/0 - #14 AWG
- Load: (6) 4 - #14 AWG

Electrical Ratings

- 350 Amps
- 600V per UL 1953
- Short circuit current ratings (SCCR): See SCCR section below for specifications.
- CU9 - 90°C connector terminal rating with copper or aluminum wire
- Factory & Field Wiring

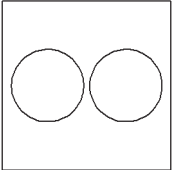
Agency Compliance

- cULus - UL Listed, investigated to UL 1953, UL File QPOS.E309401 and UL evaluated to CSA 22.2 No 158

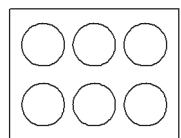
Material Information

- Insulator base:
 - Thermoplastic
 - Flammability rating of insulator base UL94V0
 - Insulator base temperature rating: -40°C to 125°C (UL RTI)
- Connector: copper, tin plated
- Terminal screws: steel, nickel plated
- Connector mounting screws: steel, zinc plated
- RoHS compliant

Termination Specifications

Line Side	Wire Size (CU Stranded)	Torque	Wires / Terminal	Wire Class (UL) ¹
	2/0 - 1/0	13.6 N·m (120 lbf·in)	1	B, C
	#1 - 6	13.6 N·m (120 lbf·in)	1	B, C, G, H, I (DLO)
	#8	4.5 N·m (40 lbf·in)	1	B, C, G, H, I (DLO)
	#10 - 14	4 N·m (35 lbf·in)	1	B, C, I

- Solid copper wire range: #10-14 AWG
- Wire strip length: 13/16 in. (21mm)
- Terminal screw drive: 3/16 in. hex

Load Side	Wire Size (CU Stranded)	Torque	Wires / Terminal	Wire Class (UL) ¹
	#4	4 N·m (35 lbf·in)	1	B, C
	#6 - 8	4 N·m (35 lbf·in)	1	B, C, G, H, I (DLO)
	#10	4 N·m (35 lbf·in)	1-2	B, C, I (DLO)
	#12 - 14	4 N·m (35 lbf·in)	1-4	B, C
1-2			I (DLO)	

- Solid copper wire range: #10 - 14 AWG
- Wire strip length:
 - top row: 3/8 in. (10mm)
 - bottom row: 3/4 in. (19mm)
- Terminal screw drive: 1/8 in. hex

¹ For information on copper stranded wire classes please visit:

<http://www.marathonsp.com/flexible-stranded-wire.php>

Short Circuit Current Ratings (SCCR)

- The suitable conductor ranges are limited to the table values only for achieving the SCCR in excess of the default rating of 10,000A.
- Other conductor combinations within the “Terminal Specifications” noted are suitable for achieving a SCCR of 10,000A (the default rating of terminal blocks).
- Enclosure size – For SCCR’s greater than the default of 10KA, the minimum enclosure size is 16x12x6. When using the default rating, there are no enclosure limitations other than proper fit of the product.

SCCR With Fuses

Wire Class	Suitable Conductors		Max Overcurrent Protection Fuse Required Amp Rating / Class						SCCR RMS Sym. Amps 600V. Max
	Line	Load	J	T	RK1	RK5	G	CC	
B, C	2/0 - 2	4 - 8	400	400	200	100	60	30	100,000
G, H,I, (DLO)	1 - 6	6 - 10	150	150	100	30	60	30	100,000
(*)	2/0 - 14	4 - 14	None (Default Rating)						10,000

* Any wire class evaluated (see terminal specification section)

¹ For information on copper stranded wire classes please visit:
<http://www.marathonsp.com/flexible-stranded-wire.php>

Installation & Accessories

- Mounting (Panel):
 - For use with #10 fastener. (#8 washer recommended with SHCS)
 - Mounting torque to be determined in end use application not to exceed 30 in lbs (3.4 N.m)
- Cover:
 - Snap on hinge cover available upon request
 - Catalog number:
 - For 3-Pole (1343xxx), CH1343
 - For 2-Pole (1342xxx), CH1341 (2x For each pole)
 - For 1-Pole (1341xxx). CH1341
 - Cover is back thermoplastic

Product Data Sheet

Drawing

