

TERMINAL BLOCK, DOUBLE ROW

4XX Series

Replace "XX" with 01 through 12 for number of poles
11/16 (.688) pitch



Wire Range

- Standard (binding) screws, **#10 - #12** AWG copper only, torque 20 lb-in
- Listed lug (crimp type ring, spade, or fork terminal), **#6 - #22** AWG, torque 20lb-in
- SPSE (SEMS) screw option, #10 - #22 AWG copper only, torque 20b-in
- PSB screw option, **#10 - #22** AWG copper only, torque 20lb-in

Electrical Ratings

- Amps:
 - 30A with unprepared bare wire, (Based on NEC code, 75°C columns)
 - 65A with listed lug (ring, spade or fork type crimp terminal)
- 600 Volts AC/DC (UL 1059 Class C, User Group - General Industrial)
- Short Circuit Current Rating: 10,000A (Default)
- Approved for Factory and Field Wiring.

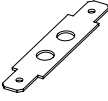




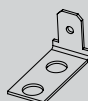




Agency Compliance

- UL Recognized, UL 1059 Terminal Block Standard, File No. XCFR2.E62806
- CSA Certified, CSA C22.2 No. 158, File No. LR19766
- CE compliant, IEC 60947-7-1

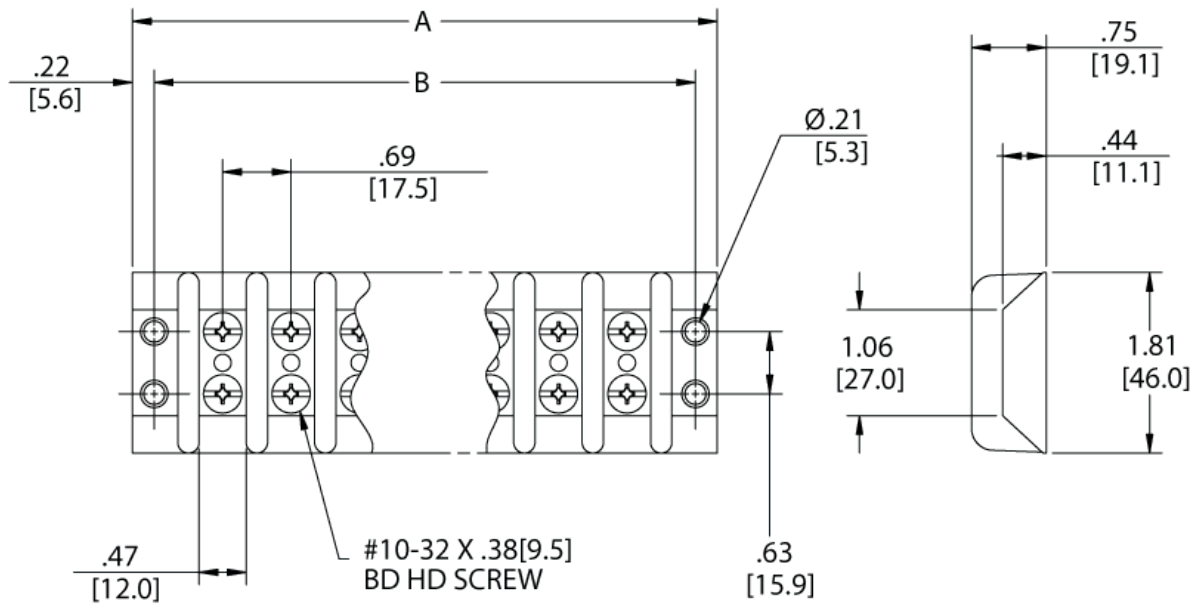
Material Information

- Connector (Contact): Brass, tin plated.
- Insulator base: Phenolic
- Drive screw (Rivet): Stainless Steel
- Screw, #10-32 Binder head, Phil-Slot: Steel, nickel plated

Hardware Options

Catalog #	Product Description	Images	
KT67	Full Quick Connect (0° Flat)		Reference
KT68	Full Quick Connect (45° Flat)		
KT69	Full Quick Connect (90° Flat)		
KT64	Half Quick Connect (0° Flat)		
KT65	Half Quick Connect (45° Flat)		
KT66	Half Quick Connect (90° Flat)		
J 603	Line-to-Line Jumper		Reference
SPSE	SEMS Pressure Saddle Screw (Bare wire range with SEMS screw of #10-22 AWG, stranded copper wire only)		Reference
PSB	Phil-Slot Brass Screw	--	--
	Covers - Top Mounted		Reference
	Making & Insulator Strips - Sub-Mounted		Reference

Drawing



Mounting:

- Mounting torque to be determined in end use application not to exceed 15 lb-in.

Dimensions			
Catalog #	# of Poles	A	B
401	1	1.81	1.38
402	2	2.50	2.06
403	3	3.19	2.75
404	4	3.88	3.44
405	5	4.56	4.13
406	6	5.25	4.81
407	7	5.94	5.50
408	8	6.62	6.19
409	9	7.31	6.87
410	10	8.00	7.56
411	11	8.68	8.25
412	12	9.37	8.94