

Class T Fuse Holder - Reinforced

R6T60AXB

Replace "X" with 2 or 3 for number of poles

Holds fuse size 13/16" diameter X 1 9/16"

Commonly used fuses in this holder: A6T, JJS, JLLS

Wire Range

- #2 - #14 AWG CU
- #2 - #12 AWG AL

Electrical Ratings

- 31 - 60A Max (Amperage rating based on maximum fuse rating for that physical size)
- 300 Volts AC
- Approved for 200,000 Amp Withstand Rating

Agency Compliance

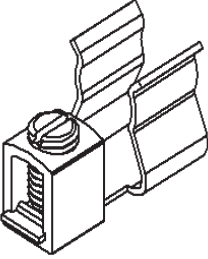
- UL Listed, Fuseholder standards UL 4248-1 and UL 4248-15.
- UL File No. IZLT.E35113
- CSA Certified: 22.2 No 39 - M1987, File No. LR21455
- CE compliant to IEC 60947-1
- RoHS Compliant

Material Information

- Insulator base temperature rating: -40°C/F to 150°C (302°F) UL RTI
- Flammability rating of insulator base: UL 94 V-0
- Use outside these ratings needs to be judged in the end-use application.
- Fuse Clip: Copper alloy, tin plated
- Box Connector: High conductivity aluminum, tin plated
- Reinforcing Spring: Steel, tin plated
- Insulator base: Phenolic
- Terminal set screws: Aluminum, nickel plated
- Connector mounting screws: Steel, zinc plated



Termination Specifications

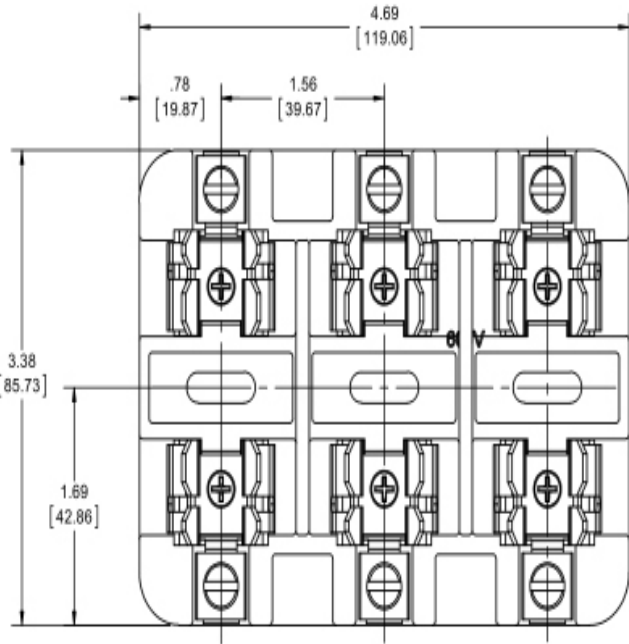
Line and Load Side	Wire Size (CU Stranded)	Torque	Wires/ Terminal	Wire Class (UL)
	#2	5.6 N.m (50 in. lbs)	1	B, C
	#4 - #6	5.1 N.m (45 in. lbs)	1	B, C
	#8	4.5 N.m (40 in. lbs)	1	B, C
	#10 - #14	4.0 N.m (35 in. lbs)	1	Solid CU, B, C

- Aluminum Stranded Wire range: #2 - #12 AWG
- Wire Strip length - 9/16"

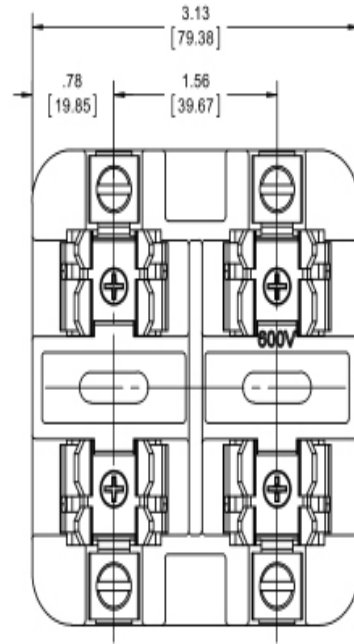
Installation & Accessories

- Mounting (Panel):
 - #10 fastener, mounting torque to be determined in end-use application. Not to exceed 20 lbf. (2.2 N-m)

Drawing



R6T60A3B



R6T60A2B

