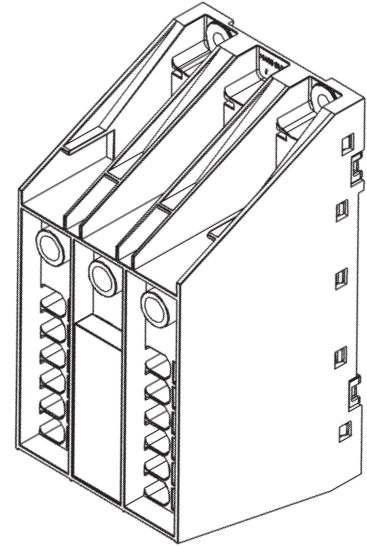


POWER DISTRIBUTION BLOCK ZT2101

Enclosed, with Push-In Load Terminals



Wire Range

- Line: (1) 4 - #10 AWG, Mechanical Compression Lug
- Load: (6) 8 - #14 AWG, Push-in Terminals for:
 - Bare Wire
 - Ferruled Wire

Electrical Ratings

- 85 Amps
- 600V per UL 1953 & CSA 22.2 No.158, class B & C requirements
- Short circuit current ratings (SCCR): See SCCR section below for specifications.
- CU7-75C connector terminal rating
- Touch protection: IP-20 (IEC 60529)
- Factory & Field Wiring

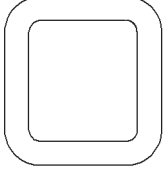
Agency Compliance

- cULus - UL Listed, investigated to UL 1953, UL file QPQS.E309401 and CSA 22.2 No 158

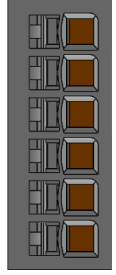
Material Information

- Insulator base:
 - Thermoplastic
 - Flammability rating of insulator base UL94V0
 - Insulator base temperature rating: -40°C to 125°C (UL RTI)
- Bar/Connector/Terminal: copper, tin plated
- Terminal screws (Line): steel, nickel plated
- Springs: steel, zinc plated
- RoHS compliant

Termination Specifications

Line Side	Wire Size (CU Stranded)	Torque	Wires / Terminal	Wire Class (UL) ¹
	#4 - 10 AWG	5.8 N-m (51 lb-in)	1	B, C

- Solid copper wire range: #10 AWG
- Wire strip length: 3/4" min
- Terminal screw drive: 4mm hex

Load Side	Wire Type/Class	Wire Size (CU Stranded)	Wires / Terminal
	Stranded Bare (B,C)	#8-14 AWG	1
	Ferruled Wire	#10-14 AWG	1

¹ For information on copper stranded wire classes please visit:
<http://www.marathonsp.com/flexible-stranded-wire.php>

Short Circuit Current Ratings (SCCR)

- The suitable conductor ranges are limited to the table values only for achieving the SCCR in excess of the default rating of 10,000A.
- Other conductor combinations within the "Terminal Specifications" noted are suitable for achieving a SCCR of 10,000A (the default rating of terminal blocks).
- Enclosure size – For SCCR's greater than the default of 10KA, the minimum enclosure size is 16x12x6. When using the default rating, there are no enclosure limitations other than proper fit of the product.

SCCR With Fuses

Wire Class	Suitable Conductors		Max Overcurrent Protection Fuse Required Amp Rating / Class						SCCR RMS Sym. Amps 600V. Max
	Line	Load	J	T	RK1	RK5	G	CC	
B, C	4-10	8-12	150	150	100	30	60	30	100,000
(*)	4-14	8-14	None (Default Rating)						10,000

* Any wire class evaluated (see terminal specification section)

SCCR With Circuit Breakers

Cu Str Wire Class	Suitable Conductors Copper kcmil/AWG		Max Overcurrent Protection Circuit Breaker Allowed		Max AMP	Max Volts	SCCR, RMS Sym A
	Line	Load	Mfg.	Type			
B, C	4-10	8-14	Square D	JDL36250	250A	480V	18KA
				JGL36250	250A	480V	35KA
				JJL36250	250A	480V	65KA
				JDL36250	250A	600V	14KA
				JGL36250	250A	600V	18KA
				JJL36250	250A	600V	25KA

Installation & Accessories

- Mounting (Panel):
 - For use with #6 fastener. (washer recommended with SHCS)
 - Mounting torque to be determined in end use application not to exceed 30 in lbs (3.4 N.m)
- Load Terminal Wire removal
 - For use with a flat-blade screw driver width .21" max.
 - Press the flat of the screw driver down full until you feel the terminal open up.
 - Pull wire out.
 - Recut & restrip before reuse

Drawing

